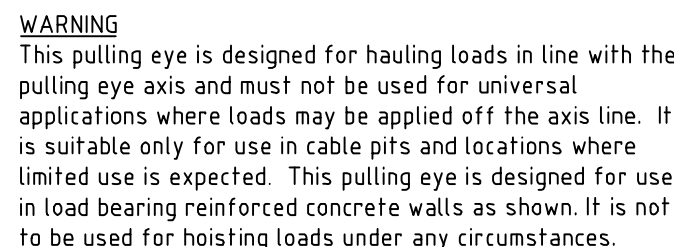
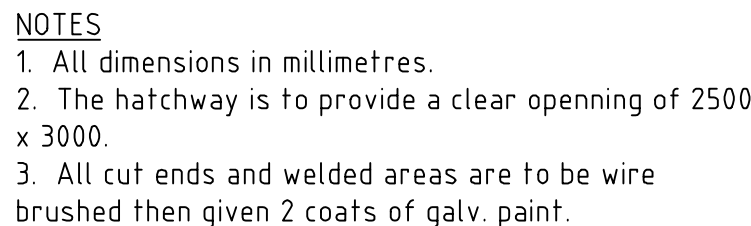
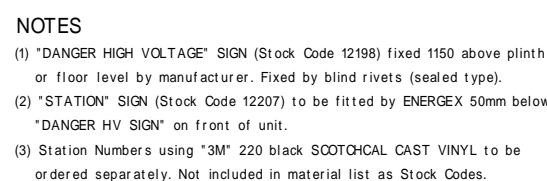
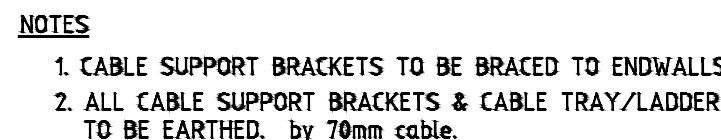




- ## NOTES
1. Earthrods in the floors of cable trenches only require the 60min/100max NB PVC/FRC pipe without the earthpocket.
 2. After the earthing connections have been completed by ENERGEK then the earthpockets, PVC/FRC pipes and floor chases shall be filled with waterproof grout ("Kelgrout" or similar) flush with the floor by the builder/owner of the premises.
 3. No PVC conduit shall be used between earthpockets.
 4. All earth wire in chases is to be BARE and clear of the reinforcing.
 5. Metal Fences shall be clear of reinforcing steel and shall not be connected to earth wire.
 6. Earth wire shall NOT contact or be bonded to steel reinforcing.



- ### NOTES
1. The pulling eye must be placed behind the wall reinforcement cage and threaded through the cage as shown.
 2. The reinforcement cage must be tied to the pulling eye.
 3. The pulling eye is not to protrude outside the face of the external wall under any condition.
 4. Pulling eye reinforcement shown on this drawing is to be placed around the eye and is additional to the standard wall reinforcement.
 5. The eye and the reinforcement must be inspected by a suitable qualified civil supervisor prior to the pouring of the concrete.
 6. The minimum strength of concrete shall be grade 32 in accordance with AS3600. (Max Aggregate 20mm, Slump 75mm)
 7. Under no circumstances are loads applied to the pulling eye to exceed the stated maximum.
 8. Pulling Eye SC 14386
 - 9.
 10. Max load warning sign SC14533 must be cast in wall with 2 Stainless Steel masonry anchors directly above or below the eye.



DETAIL 7